


The Office of the Child's Representative

Litigation Toolkit

OCR's "Litigation Toolkit"

litigation toolkit:
a set of documents for OCR Attorneys to streamline research, litigation, and information-sharing.



WHAT IS IN THE LITIGATION TOOLKIT?

Pleadings

Template pleadings are created by OCR, are updated annually, and can be edited to suit your needs.

Example pleadings, which are provided by fellow contractors, have a "sample" watermark, and can be edited.

Resources

Resources include checklists, legal and social science resources, and publications.



Practice Tools

Practice Tools include documents like case management forms, checklists, sample testimony, etc.


HOW DO PLEADINGS GET TO THE LITIGATION TOOLKIT?



A kind contractor sends an **Example** pleading to OCR



OCR posts the **Example** to the Toolkit



OCR works from the Example to create a **Template**




OCR posts the **Template** to the Toolkit, replacing the original Example

Q: What limits do the template pleadings have?

You must add case-specific facts and arguments to Template Pleadings. Brackets and/or all caps indicate areas to personalize. Some law is included but must be supplemented using the GRID, Westlaw, etc. Always monitor the "last modified" date in each document's footer and verify the validity of all law cited before filing.

Q: How do I find a pleading or resource on the Toolkit?

The best way to locate a specific pleading or resource is by typing a keyword in the Toolkit's search box. Pleadings and resources can also be researched by GRID chapter at the bottom of the main Litigation Toolkit screen.



Q: What should I do if I have a sample pleadings or resource idea for the Toolkit, concerns related to the Toolkit, or would like to join Litigation Toolkit Team?

Contact Cara Nord at caranord@coloradochildrep.org.

